


STORE-MORE 6" SHELF BINS



LOW COST! LONG LASTING! UNBREAKABLE! REUSABLE!



STORE-MORE 6" Shelf Bins

Maximize your storage space with durable, high density polypropylene bins. Quantum's exclusive STORE-MORE 6"H Shelf Bins are the industry standard for quality. These bins feature a molded-in label holder, built-in rear hang-lock which allows bins to tilt out for complete access when on shelving. A wide hopper front allows complete access to the contents of the bin. Edges are reinforced for added strength. They are designed for 12", 18" and 24" deep shelf units, racks or standard shelving. Optional dividers are a perfect solution to create a par level system. Bins are waterproof and corrosion-free. Available in Blue, Yellow and Red.

**LOWEST
PRICE
GUARANTEED!**



with **68%** more storage capacity over standard 4" shelf bins, Quantum's

STORE-MORE 6" Shelf Bins

are an industry first and now an industry standard.



Clear Label Holder

Clear Label Holders are available for Economy Shelf Bins & STORE-MORE Shelf Bins. Laser & Inkjet compatible inserts. Label holders fit all shelf bins (except QSB100). Package of 25. Model No.: LTR-0813





Bin Cups

Bin cups have a raised, slotted label holder for easy parts identification. The entire bin cup may be removed for easy part retrieval. Available in 2 sizes and 2 colors: Blue and Yellow.

Dividers

Optional black dividers fit snugly, horizontally across bins to create compartments. Each bin accepts up to 8 dividers. Bins have a slot at the very front allowing the open hopper to be closed off creating even more storage.



Extended Label Holders

Optional extended label holders are designed for larger bar code scanning. Label holders fit all 6" Shelf Bins.

MODEL NO.	OUTSIDE DIMENSIONS L" x W" x H"	CTN QTY	CTN WGT	MODEL NO.	DESCRIPTION	DIMENSIONS W" x H"	CTN QTY
QBC111	3-1/4" x 1-3/4" x 3"	48	4 lbs	ELH410	10° Angle	4" x 2-1/4"	24
QBC112	5-1/8" x 2-3/4" x 3"	48	7 lbs	ELH445	45° Angle	4" x 2-1/4"	24

MODEL NO.	OUTSIDE DIMENSIONS L" x W" x H"	INSIDE DIMENSIONS L" x W" x H"	CTN QTY	CTN WGT	DIVIDER	CTN QTY	NO. OF BIN CUPS PER BIN QBC111 QBC112
QSB201	11-5/8" x 4-1/8" x 6"	10-1/6" x 3" x 6"	36	19 lbs	DSB201	50	6 2
QSB202	11-5/8" x 6-5/8" x 6"	10-1/6" x 5-1/2" x 6"	30	20 lbs	DSB202	50	9 4
QSB207	11-5/8" x 8-3/8" x 6"	10-1/6" x 7-1/8" x 6"	20	17 lbs	DSB207	50	12 4
QSB209	11-5/8" x 11-1/8" x 6"	10-1/6" x 10" x 6"	8	9 lbs	DSB209	50	18 6
QSB203	17-7/8" x 4-1/8" x 6"	16-1/2" x 3" x 6"	20	15 lbs	DSB203	50	9 3
QSB204	17-7/8" x 6-5/8" x 6"	16-1/2" x 5-1/2" x 6"	20	18 lbs	DSB204	50	15 6
QSB208	17-7/8" x 8-3/8" x 6"	16-1/2" x 7-1/8" x 6"	10	13 lbs	DSB208	50	19 6
QSB210	17-7/8" x 11-1/8" x 6"	16-1/2" x 10" x 6"	8	13 lbs	DSB210	50	29 8
QSB205	23-5/8" x 4-1/8" x 6"	22-1/8" x 3" x 6"	16	15 lbs	DSB205	50	13 4
QSB206	23-5/8" x 6-5/8" x 6"	22-1/8" x 5-1/2" x 6"	8	11 lbs	DSB206	50	21 8
QSB214	23-5/8" x 8-3/8" x 6"	22-1/8" x 7-1/8" x 6"	6	11 lbs	DSB214	50	24 8
QSB216	23-5/8" x 11-1/8" x 6"	22-1/8" x 10" x 6"	6	12 lbs	DSB216	50	35 16

Individual labels are available for all STORE-MORE 6" Shelf Bins. For label Model No. substitute "L" for "Q" in bin Model No.

Ctn Qty: 50 Individual Labels

STORE-MORE SHELF BIN SHELVING SYSTEMS



1275-209

Steel Shelving Shelf Bin Systems

- Complete Steel Packages

- Economical small parts storage systems keep parts easily accessible
- Open hopper front bins with label area, provide fast access to stored items
- This all-in-one unit is easy to clean and will not rust or corrode
- Heavy-duty, high grade shelving offers a 400 lb. capacity per shelf
- 36" wide shelving has a smooth powder coat finish
- Bins are available in Blue, Yellow and Red

COLOR CODE
products to
simplify
order picking
and inventory
control!



**COMPLETE
PACKAGE
with bins!**

**LOWEST
PRICE
GUARANTEED!**

STORE-MORE Shelf Bin Sloped Shelving Systems - Complete Packages

Pick Racks provide a convenient high density, easy access, sloped shelving system, available as bench units, single and double sided free standing and mobile units. Unit comes complete with 6" STORE-MORE Shelf Bins. Sloped shelving unit keeps small and medium sized parts easily accessible. Open hopper front bins with label area, provide fast access to stored items. This all-in-one unit is easy to clean and will not rust or corrode. See chart for configurations. Bins are available in Blue, Red and Yellow. One bin color per unit.

MODEL NO.	NO. OF BINS	BIN SIZE L" x W" x H"	SHIP WGT
BENCH RACKS 12" x 36" x 26-1/2" Unit, 3 Shelves			
QPRHA-201	24 QSB201	11-5/8" x 4-1/8" x 6"	40 lbs
QPRHA-202	15 QSB202	11-5/8" x 6-5/8" x 6"	37 lbs
QPRHA-207	12 QSB207	11-5/8" x 8-3/8" x 6"	36 lbs
QPRHA-209	9 QSB209	11-5/8" x 11-1/8" x 6"	35 lbs
QPRHA-6	BENCH RACK ONLY - NO BINS		
SINGLE SIDED RACKS 12" x 36" x 63-1/2" Unit, 8 Shelves			
QPRS-201	64 QSB201	11-5/8" x 4-1/8" x 6"	89 lbs
QPRS-202	40 QSB202	11-5/8" x 6-5/8" x 6"	81 lbs
QPRS-207	32 QSB207	11-5/8" x 8-3/8" x 6"	79 lbs
QPRS-209	24 QSB209	11-5/8" x 11-1/8" x 6"	77 lbs
QPRS-6	RACK ONLY - NO BINS		
DOUBLE SIDED RACK 24" x 36" x 63-1/2" Unit, 16 Shelves			
QPRD-201	128 QSB201	11-5/8" x 4-1/8" x 6"	178 lbs
QPRD-202	80 QSB202	11-5/8" x 6-5/8" x 6"	162 lbs
QPRD-207	64 QSB207	11-5/8" x 8-3/8" x 6"	158 lbs
QPRD-209	48 QSB209	11-5/8" x 11-1/8" x 6"	154 lbs
QPRD-6	RACK ONLY - NO BINS		
QDU-00	MOBILE KIT - Mobilizes all double sided units		

Eight QSB201, five QSB202, four QSB207, three QSB209, six QUS230, three QUS235, and two QUS245 fit across a standard 36" wide pick rack shelf.

new



QPRS-201
Single Sided Pick Rack
400 lb. capacity.

STORE-MORE WIRE SHELVING PACKAGES



WR9-202

12"W x 36"L x 74"H
9 shelves and 40 QSB202
11-5/8"L x 6-5/8"W x 6"H bins



WR9-207

12"W x 36"L x 74"H
9 shelves and 32 QSB207
11-5/8"L x 8-3/8"W x 6"H bins



WR9-209

12"W x 36"L x 74"H
9 shelves and 24 QSB209
11-5/8"L x 11-1/8"W x 6"H bins

COMPLETE PACKAGES with bins!

Chrome Wire Shelving Shelf Bin Systems

- Complete Wire Packages

- Easy boltless assembly
- Wire allows air to circulate as well as provides ideal product visibility
- Durable chrome finish ensures years of heavy-duty dependability and service
- All welded shelf construction is supported with architectural wire trusses to provide 800 lb. capacity per shelf
- Bins are available in Blue, Yellow and Red

MODEL NO.	NO. OF BINS	BIN SIZE L" x W" x H"
12" x 36" x 74" Unit, 9 Shelves		
WR9-201	64 QSB201	11-5/8" x 4-1/8" x 6"
WR9-202	40 QSB202	11-5/8" x 6-5/8" x 6"
WR9-207	32 QSB207	11-5/8" x 8-3/8" x 6"
WR9-209	24 QSB209	11-5/8" x 11-1/8" x 6"
18" x 36" x 74" Unit, 9 Shelves		
WR9-203	64 QSB203	17-7/8" x 4-1/8" x 6"
WR9-204	40 QSB204	17-7/8" x 6-5/8" x 6"
WR9-208	32 QSB208	17-7/8" x 8-3/8" x 6"
WR9-210	24 QSB210	17-7/8" x 11-1/8" x 6"
24" x 36" x 74" Unit, 9 Shelves		
WR9-205	64 QSB205	23-5/8" x 4-1/8" x 6"
WR9-206	40 QSB206	23-5/8" x 6-5/8" x 6"
WR9-214	32 QSB214	23-5/8" x 8-3/8" x 6"
WR9-216	24 QSB216	23-5/8" x 11-1/8" x 6"

MOBILIZE YOUR WIRE SHELVING WITH THESE 2 ACCESSORIES

DB - Donut Bumper

Non-marking donut bumper used to protect walls and help cushion impact.



WR-00H (Mobile Kit)*

Set of four swivel polyurethane 5" x 1-1/4" casters, two with brakes. Can be used with all units shown. 1,200 lb. load capacity.

*Mobile kits recommended only for shelves 18" and wider



WR9-201

12"W x 36"L x 74"H
9 shelves and 64 QSB201
11-5/8"L x 4-1/4"W x 6"H bins